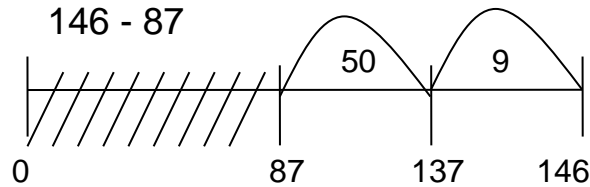
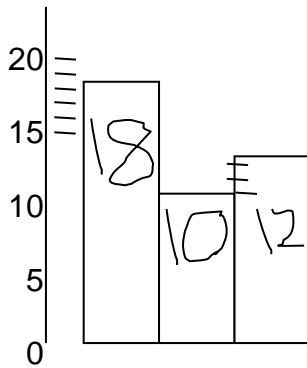



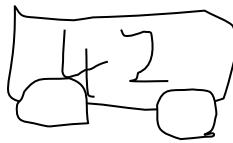
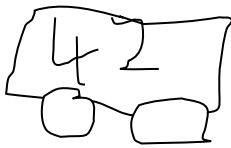
Top tips for pupils

Maths SATs

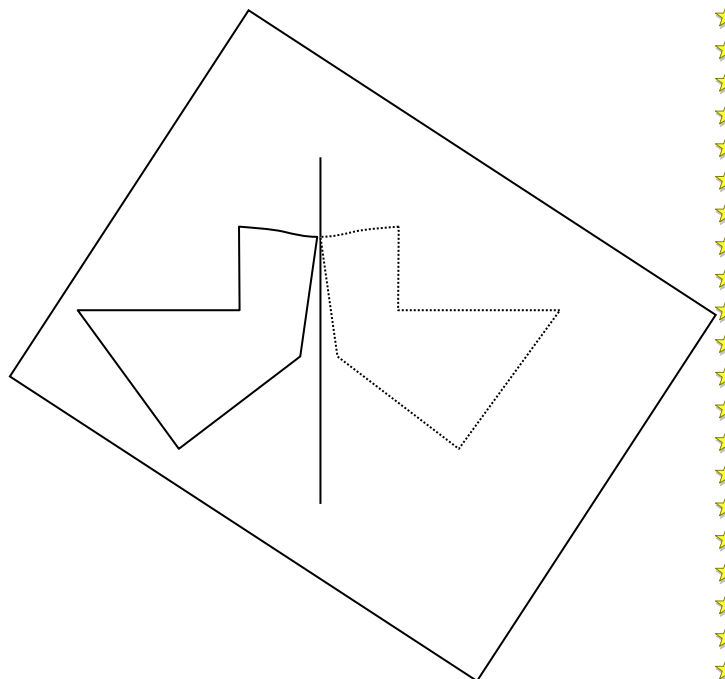
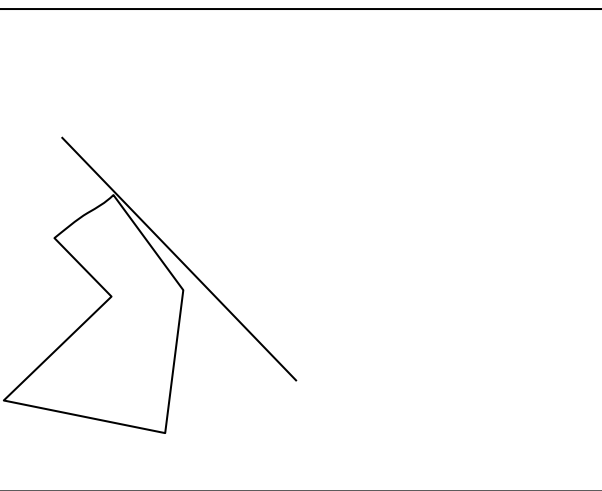
- ✚ Annotate – write things that will help you on your paper. The pupils who do well always do this. Write on data charts, draw number lines, and draw simple pictures to help you understand a problem.

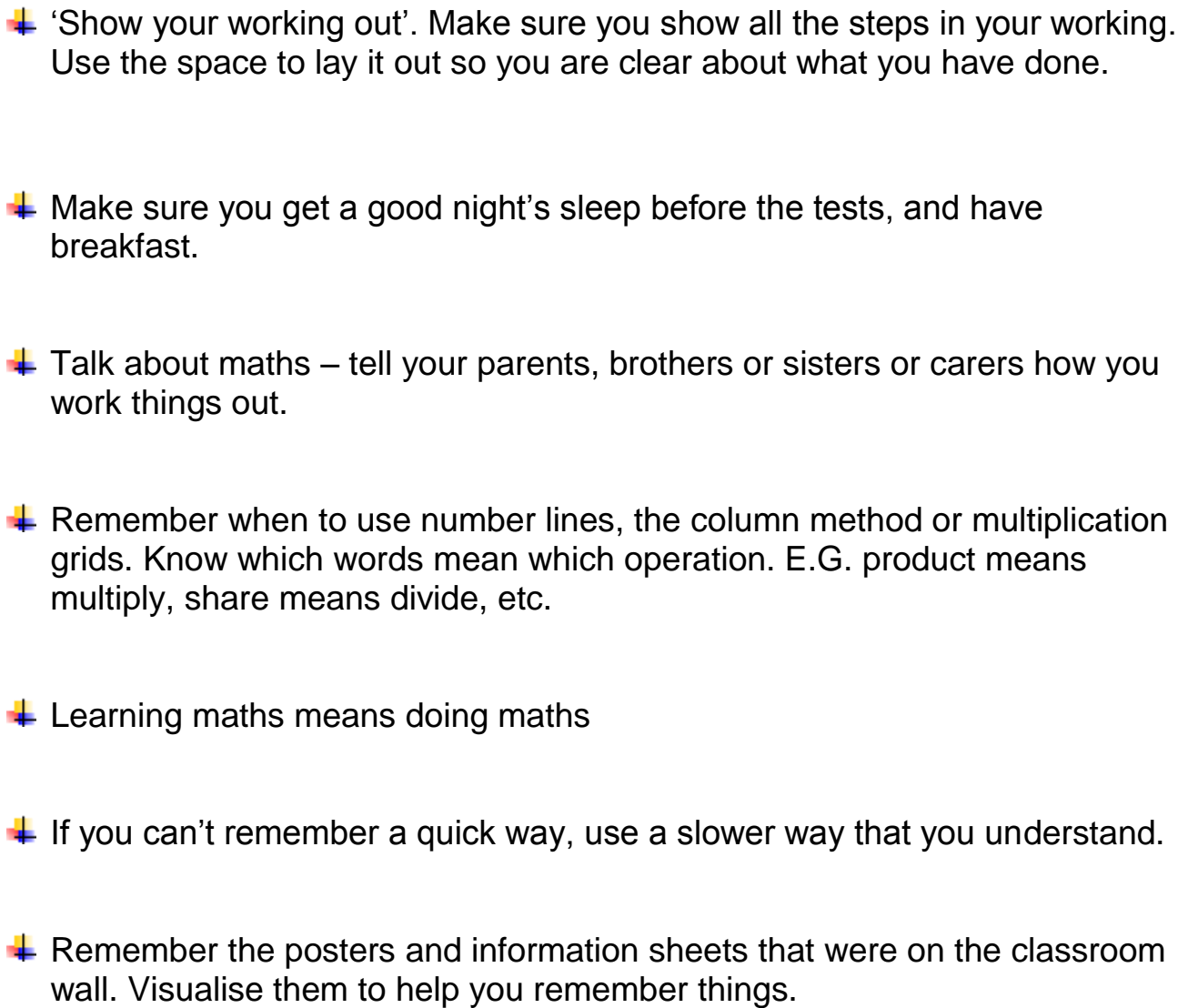


102 people need to go by coach on a day out. Each coach holds 42 people. How many coaches do you need?



- ✚ Turn the paper round if it helps for questions on symmetry or shape. If you are used to using a mirror or tracing paper, then use it to help.



- 
- ✚ 'Show your working out'. Make sure you show all the steps in your working. Use the space to lay it out so you are clear about what you have done.
 - ✚ Make sure you get a good night's sleep before the tests, and have breakfast.
 - ✚ Talk about maths – tell your parents, brothers or sisters or carers how you work things out.
 - ✚ Remember when to use number lines, the column method or multiplication grids. Know which words mean which operation. E.G. product means multiply, share means divide, etc.
 - ✚ Learning maths means doing maths
 - ✚ If you can't remember a quick way, use a slower way that you understand.
 - ✚ Remember the posters and information sheets that were on the classroom wall. Visualise them to help you remember things.